



Public Perceptions of Greenway work around Orangefield / Greenville Park



University of the
West of England

Dr Glyn Everett
glyn.everett@uwe.ac.uk



bluegreencities.ac.uk



EPSRC Grant EP/K013661/1

Surveyed area



Survey Returns

2467 surveys sent out:

- Freepost returns
- 10 x £25 Amazon voucher prize draw
- Reminder postcards sent 2 weeks after survey
- 10 returned undelivered - presume 2457 delivered

328 returns

- 13.3% return rate

Average returns rate for unsolicited postal surveys = 10-15%

Demographics

Age			
	No.	Percent	
16-24	5	1.5	
25-34	37	11.3	
35-44	60	18.3	
45-54	60	18.3	
55-64	67	20.4	
65-74	53	16.2	
75+	30	9.1	
No Response	16	4.9	
Total	328	100.0	

Gender			
	No.	Percent	
Male	148	45.1	
Female	175	53.4	
Rather not say	2	.6	
No Response	3	.9	
Total	328	100.0	

Ethnicity			
	No.	Percent	
White	318	97.0	
Asian/Asian British	3	.9	
Other	1	.3	
Rather not say	3	.9	
No Reponse	3	.9	
Total	328	100.0	

Tenancy			
	No.	Percent	
Homeowner	288	87.8	
Tenant (private)	23	7.0	
Tenant (social housing)	15	4.6	
No Response	2	.6	
Total	328	100.0	

How long lived there?			
	No.	Percent	
Less than one year	15	4.6	
1-4 years	46	14.0	
5-9 years	49	14.9	
10 years or longer	216	65.9	
No Response	2	.6	
Total	328	100.0	

Flood experience

	No.	Percent
Flood House	19	5.8
Flood Around	85	25.9
Flood Street	101	30.8
FLOOD (ANY)	117	35.7


Times_house		
	No.	Percent
1-3	17	5.2
4-6	2	.6
No Response	309	94.2
Total	328	100.0

Times_street		
	No.	Percent
1-3	78	23.8
4-6	18	5.5
7-9	2	.6
10+	3	.9
No Response	227	69.2
Total	328	100.0

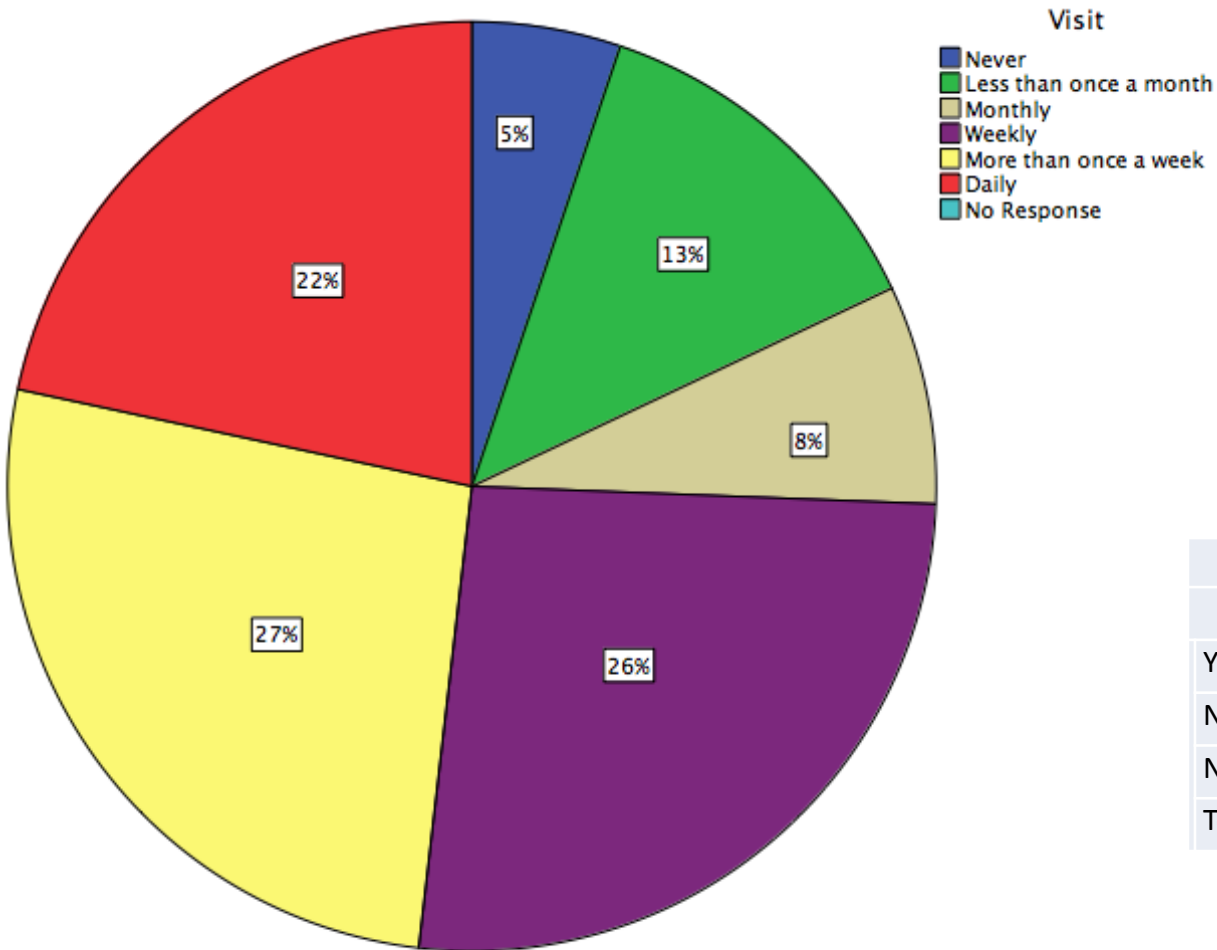
Times_around		
	No.	Percent
1-3	66	20.1
4-6	15	4.6
7-9	2	.6
10+	2	.6
No Response	243	74.1
Total	328	100.0



connswater community
greenway



Visiting – frequency & reasons



Why Visit?		
	No.	Percent
Exercise	222	67.7
Recreation	111	33.8
Relaxation	129	39.3
Social	9	2.7
Dog-walking	92	28.0
Games	31	9.5
Other	33	10.1

Like to Visit More		
	No.	Percent
Yes	179	54.6
No	99	30.2
No Response	50	15.2
Total	328	100.0

Visiting – frequency & reasons

Easy to Access			
	No.	Percent	Cumulative Percent
Strongly Agree	216	65.9	65.9
Agree	93	28.4	94.2
Uncertain	10	3.0	97.3
Disagree	8	2.4	99.7
No Response	1	0.3	100.0
Total	328	100.0	

Easy Walking Distance			
	No.	Percent	Cumulative Percent
Strongly Agree	233	71.0	71.0
Agree	86	26.2	97.3
Uncertain	4	1.2	98.5
Disagree	5	1.5	100.0
Total	328	100.0	

Why not visit more often? %

- Time 42
- Health/Disability/Age 28
- Weather 23
- Lighting & Safety 8
- Dogs 8
- Incomplete 7
- Antisocial Behaviour 5
- Cyclists 5

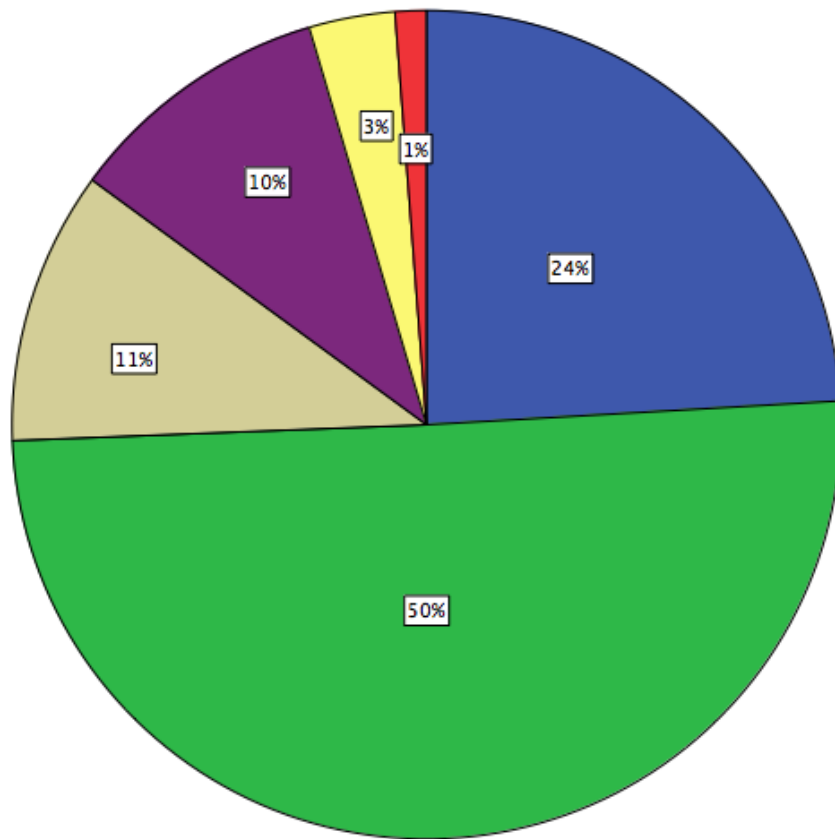
Awareness & Understanding

94% (308) knew about CCG work before receiving survey

82% (269) understood about purpose of work

		Knew						Total
		Strongly Agree	Agree	Uncertain	Disagree	Strongly Disagree	No Response	
Purpose	Strongly Agree	161	0	0	0	0	0	161
	Agree	39	67	1	1	0	0	108
	Uncertain	15	9	5	1	0	0	30
	Disagree	4	8	0	6	0	0	18
	Strongly Disagree	1	0	0	0	4	0	5
	No Response	2	2	0	0	0	2	6
Total		222	86	6	8	4	2	328

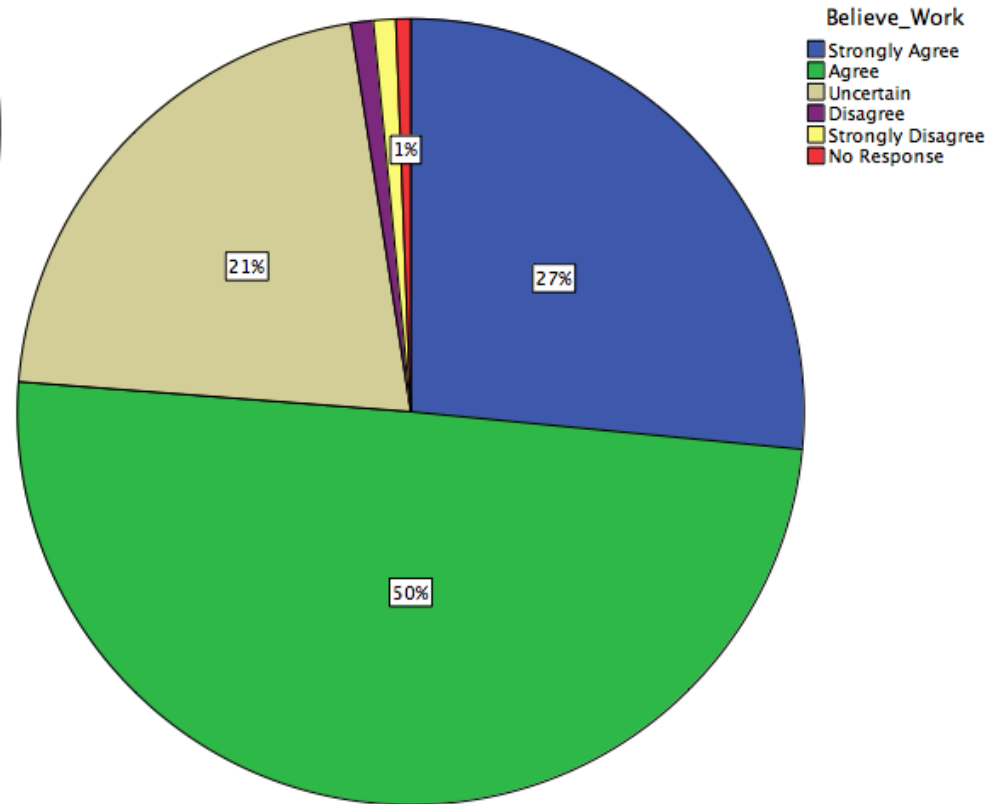
Understanding & Belief



'I understand the role of the Greenway in reducing flood risk'

Understand_Role

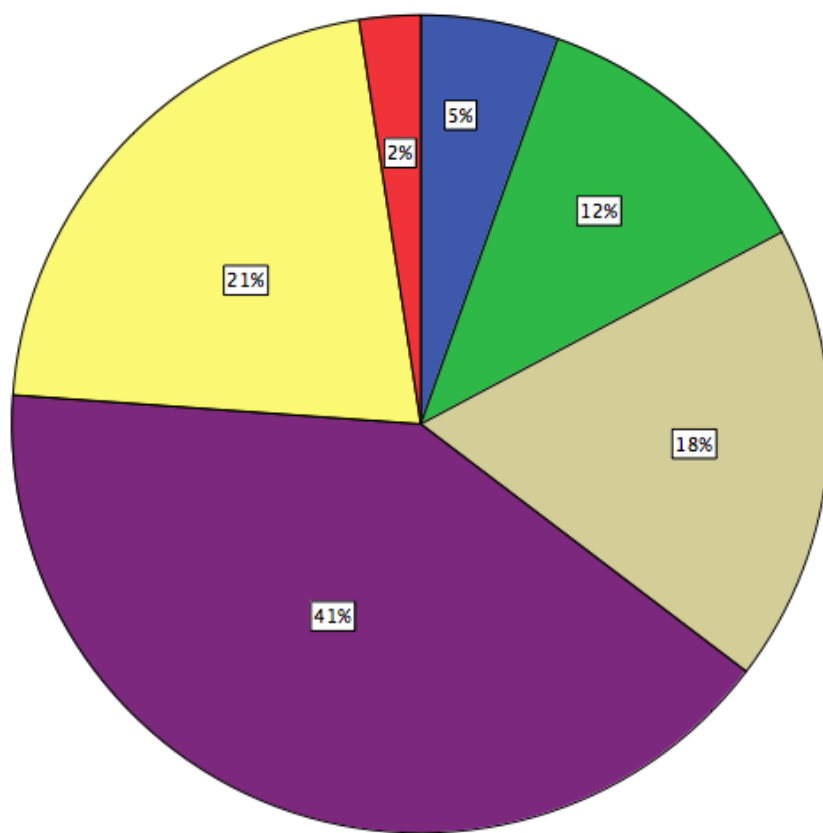
- Strongly Agree
- Agree
- Uncertain
- Disagree
- Strongly Disagree
- No Response



Believe_Work

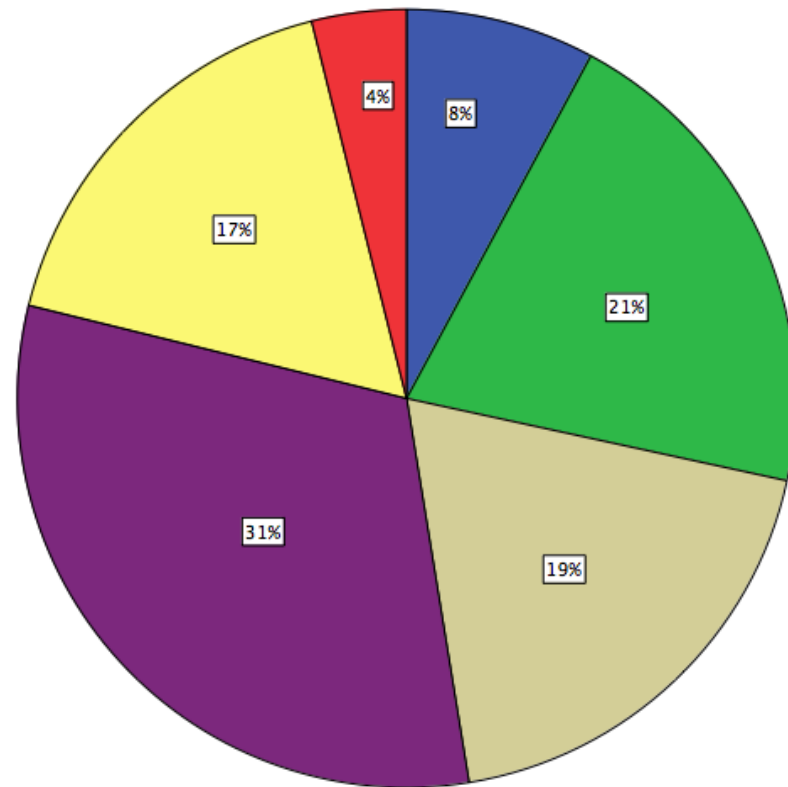
- Strongly Agree
- Agree
- Uncertain
- Disagree
- Strongly Disagree
- No Response

Explanation – Council & Someone Else



Council_Explained

- Strongly Agree
- Agree
- Uncertain
- Disagree
- Strongly Disagree
- No Response

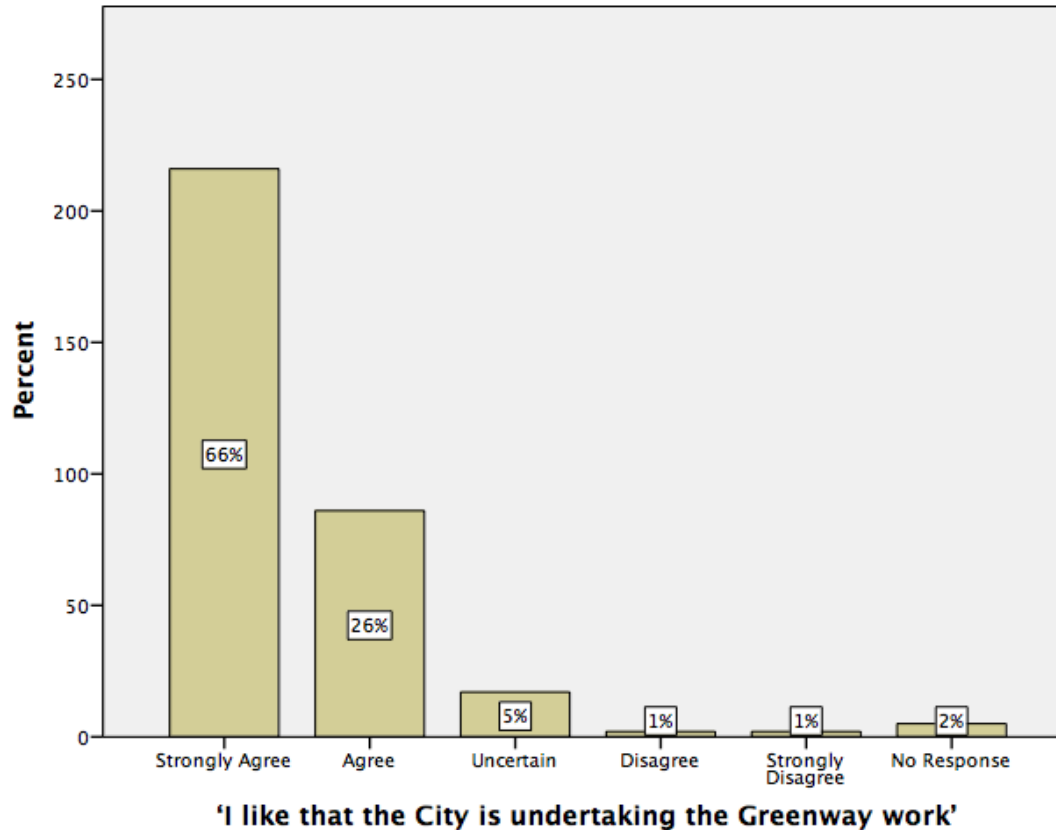


Someone_explained

- Strongly Agree
- Agree
- Uncertain
- Disagree
- Strongly Disagree
- No Response

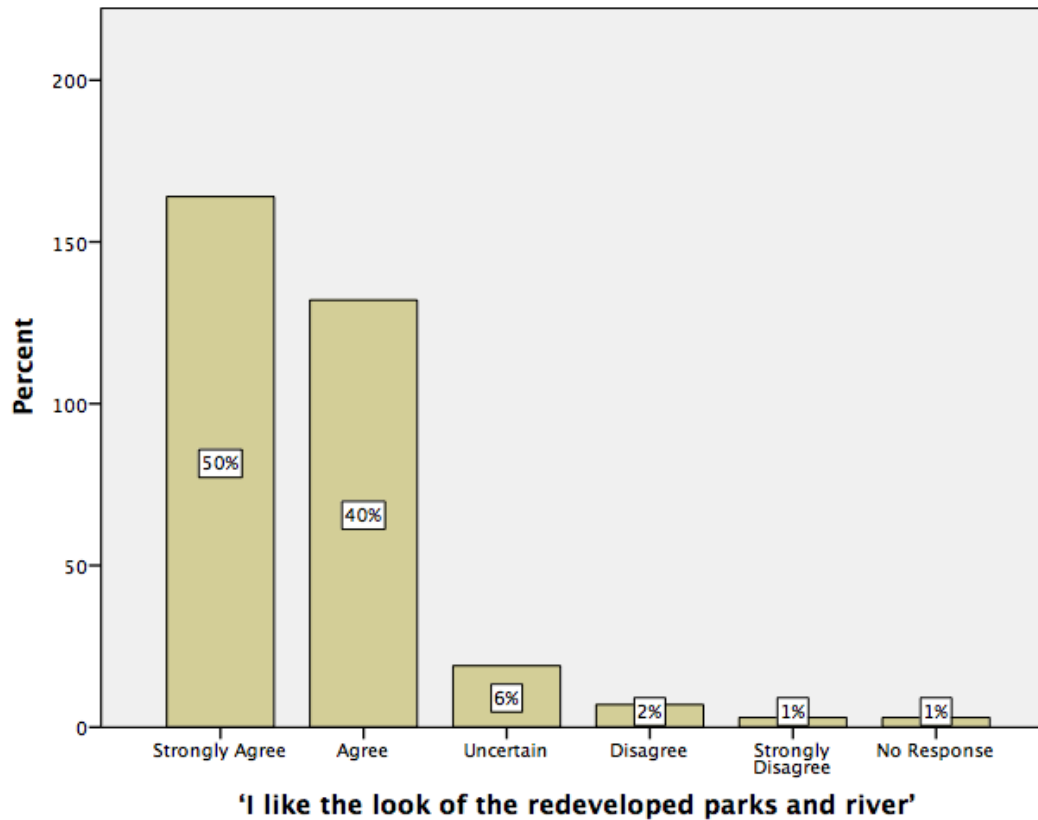
Preferences - Greenway

Almost all respondents (92%, 302) liked that the City was undertaking the work



Preferences - Look

- 90% (296) agreed they liked look of redevelopment
- Only 3% (10) disagreed



Preferences - Look

Asked again later

- 80% agreed they liked redeveloped areas more
- 87% agreed work had improved look of green areas

'I like the green areas more with the Greenway work'

	No.	Percent	Cumulative Percent
Strongly Agree	128	39.0	39.0
Agree	135	41.2	80.2
Uncertain	49	14.9	95.1
Disagree	6	1.8	97.0
Strongly Disagree	8	2.4	99.4
No Response	2	.6	100.0
Total	328	100.0	

**'The Greenway work has improved the look
of the green areas'**

	No.	Percent	Cumulative Percent
Strongly Agree	144	43.9	43.9
Agree	140	42.7	86.6
Uncertain	33	10.1	96.6
Disagree	5	1.5	98.2
Strongly Disagree	5	1.5	99.7
No Response	1	.3	100.0
Total	328	100.0	

Preferences - Wildlife

- 81% felt Greenway encouraged more biodiversity
- 87% agreed 'Greenway areas will encourage more wildlife'
- Most (89%, 293) liked the wildlife in the area
- 17% (54) said did not like insects around Greenway

'The Greenway brings new animals and plants to the area'

	No.	Percent	Cumulative Percent
Strongly Agree	98	29.9	29.9
Agree	168	51.2	81.1
Uncertain	52	15.9	97.0
Disagree	8	2.4	99.4
Strongly Disagree	1	.3	99.7
No Response	1	.3	100.0
Total	328	100.0	

'I like the wildlife around the Greenway'

	No.	Percent	Cumulative Percent
Strongly Agree	163	49.7	49.7
Agree	130	39.6	89.3
Uncertain	29	8.8	98.2
Disagree	5	1.5	99.7
No Response	1	.3	100.0
Total	328	100.0	

Preferences - Air Quality

Over half (54%, 178) felt air was cleaner around Greenway

- Some considerable uncertainty (39%, 128)

42% disagreed Greenway increased traffic

- Again, considerable uncertainty (47%, 154)

'The air feels cleaner around the Greenway'

	No.	Percent	Cumulative Percent
Strongly Agree	39	11.9	11.9
Agree	139	42.4	54.3
Uncertain	128	39.0	93.3
Disagree	17	5.2	98.5
Strongly Disagree	3	.9	99.4
No Response	2	.6	100.0
Total	328	100.0	

'The Greenway increases traffic in the area'

	No.	Percent	Cumulative Percent
Strongly Agree	11	3.4	3.4
Agree	25	7.6	11.0
Uncertain	154	47.0	57.9
Disagree	118	36.0	93.9
Strongly Disagree	18	5.5	99.4
No Response	2	.6	100.0
Total	328	100.0	

Preferences - Social Space

- 64% said they visit Greenway more with improvements
- 94% agreed 'a good space for recreation'
- 90% agreed 'offers a pleasant social space'
- 68% agreed 'people talk to each other more around the Greenway'
- 48% said they had 'met new people at the Greenway'
- 61% agreed 'the Greenway helps strengthen social relations'

Rating Greenway Services

	Very Important	Important	Neither	Unimportant	Very Unimportant
Aesthetics	153	158	9	0	1
	311 (95%)				
Reduced Flood Risk	270	53	2	1	0
	323 (99%)				
Wildlife Corridor	184	120	18	3	0
	304 (93%)				
Recreation Space	168	138	19	0	0
	306 (93%)				
Noise Reduction	103	142	70	7	1
	245 (75%)				
Greenhouse Gases	152	133	32	6	2
	285 (87%)				
Cooling	128	123	61	10	1
	251 (77%)				

Likes & Dislikes

Likes		
	No.	Percent
Plants & lack of concrete	227	69.2
Quiet & relaxing	229	69.8
They look nice	233	71.0
Reducing flood risk	245	74.7
Nature & wildlife	274	83.5
Space for recreation	187	57.0
Air feels cleaner	143	43.6

Dislikes		
	No.	Percent
Domestic animals	55	16.8
Wild animals	9	2.7
Animal waste	221	67.4
Insects	25	7.6
Plants	5	1.5
Litter	220	67.1
Anti-Social Behaviour	265	80.8

Other Likes (free-text)

Opportunities to Learn

- Beautiful area, lots of effort put in to making it an interesting educational place
- Excellent informative ecology information signage/boards ... I like the information boards
- A place for children to engage with wildlife ... It encourages kids to get more involved in nature and open spaces

Safety & Children

- Safe place for children to run and play away from traffic
- Perfect for cycling safely with my young family
- It's a safe enclosed space for walking with children and pushing a buggy

Safety & Lighting

- The lights along the path mean I feel safe to use the Greenway after dark.
- The lighting makes me feel safer at night when walking
- Lights on the Greenway adds sense of security to the area
- The greenway has transformed the area and is a pleasure to use as a walker. Footpaths, lighting, furnishings are of a high standard ... The lighting is an excellent asset

Other Likes (free-text)

Community

- Investment and redevelopment increases community spirit and it looks so much better
- Great for walking our dogs and meeting others in the community
- There is a community feel to it rather than just fields ... It develops a sense of community ... Connecting communities together ... Encourages community to get involved

Connectedness

- It's an off-road corridor that connects significant area of East Belfast
- Potential for commuter links & to link the city-centre to points of interest for economic benefits from tourism
- Connects different areas ... Linking the city with minimal traffic ... Feeling of connectedness with the rest of city ... Connecting communities together, traffic free

Cycling & Walking

- People cycle on Greenway which I feel is safer than cycling on main roads
- Cycling connections ... Excellent area for cycling ... New opportunities for cycling and walking ... Good cycle opportunities and links with other greenways
- It provides a nice area to walk in and makes other areas more accessible on foot

Other Dislikes (free-text)

Dogs

- The way dog owners think it is there mainly for exercising dogs even without leads ... Too many dogs off the leash. I was attacked by a pack of four ... Dogs not on leads can be intimidating ... Dogs not on leads ... Dogs being let off leads and leaving mess ... Too many dogs not on leads. Wildlife vulnerable ... Dogs should be under control at all times ... Too many dogs not kept on leads, too much dog mess ... The volume of dogs allowed to run free and irresponsible owners who do not pick up dog waste

Dog mess

- Pathway being used as dog toilet ... Large amounts of dog mess ... Dog fouling on the pathway and grass areas ... Need to enforce dog mess cleaning ... Dog fouling & antisocial behaviour ... Dog soiling still a bit messy with ground being wet most of the time. Anti social behaviour
- The increase of dog walkers has greatly increased dog fouling in the streets surrounding the area
- Dog mess, although it is improving. Maybe more bins.

Other Dislikes (free-text)

Youth & Antisocial Behaviour

- Orangefield park is a place now for teenagers and the noise of rubbish has dramatically increased
- Youths using it late at night for drinking, mainly because of the litter they leave and the rubbish they throw in the water
- Access to new secluded areas e.g. under bridge, attracts young people at night, drinking etc ... Unsocial behaviour at night ... antisocial behaviour at night, broken glass ... increased antisocial activity ... Music blasting from kids ... I worry about antisocial behaviour in and around the park ... Teenagers gathering together at night ... Kids ruining it with antisocial behaviour

Perceived / Actual Unfinished Nature of Work

- I feel that this survey should have been done in probably another 4 years as it is mostly a building site now.
- It's not yet completed and it is a long time overdue
- Taking too long to open up the section behind my house
- I wish they had finished it properly with more colour, especially flowers and shrubs
- Parts of the area around big bridge in Orangefield Park feels unfinished
- I'm growing impatient about the length of time to complete the section where I live

Other Dislikes (free-text)

Drainage & Sewage

- At this time the area is badly drained, large areas are very muddy. In summer, some of the pools are stagnant and unpleasant to look at
- Water quality is poor in the Knock River. The Green river becomes an open sewer at times
- Needs a bit more drainage around Orangefield Park ... Too much mud. Drainage needed in several areas-paths. Pond area unkept ... Some of the green areas around the river are very muddy and boggy ... Drainage not good at each side of walkway. Needs grass cut more often

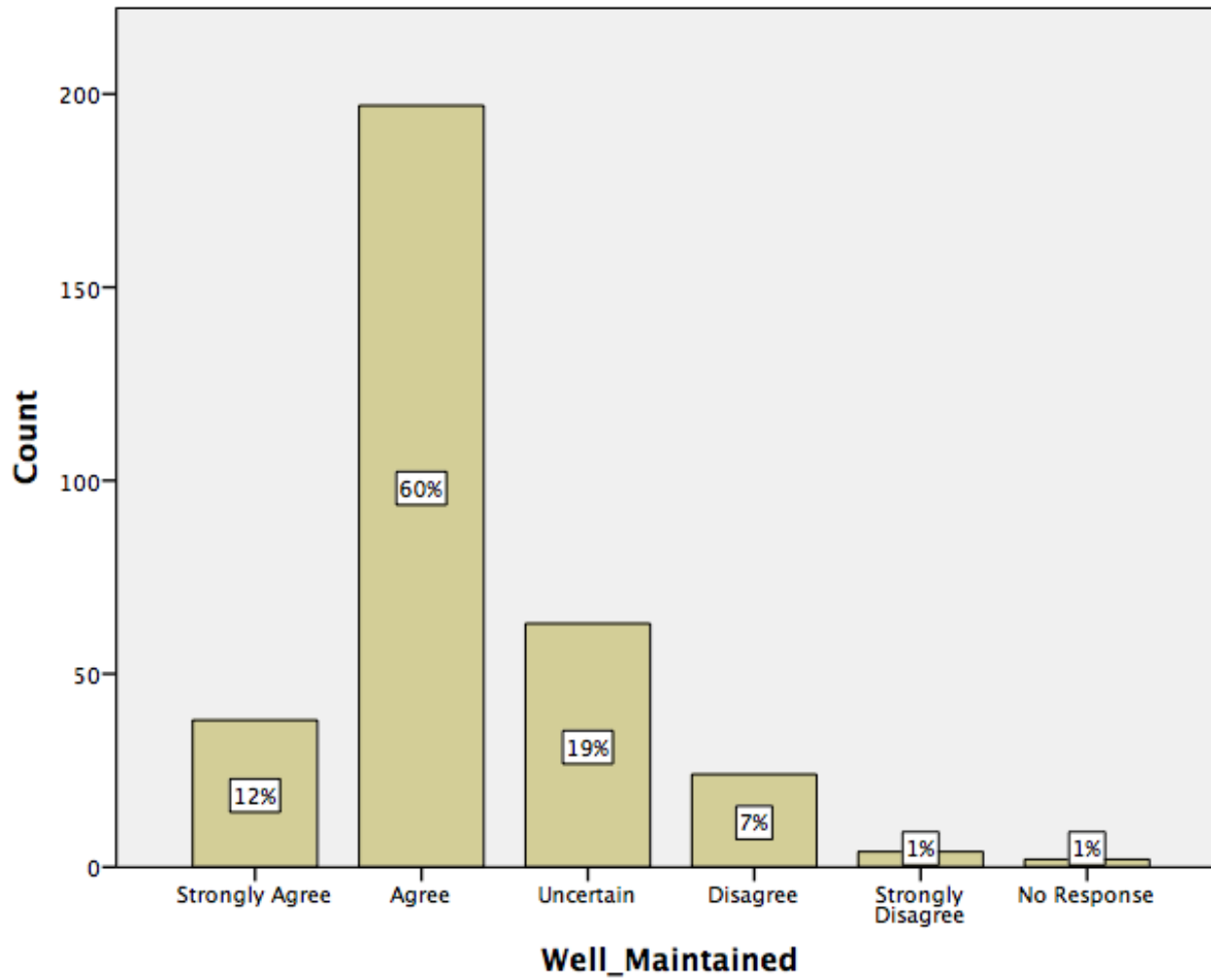
Not enough lighting

- The greenway at the old railway line is very dark, lighting would be useful ... Lack of lighting in areas can be intimidating for lone walkers ... Make sure there's plenty of lighting

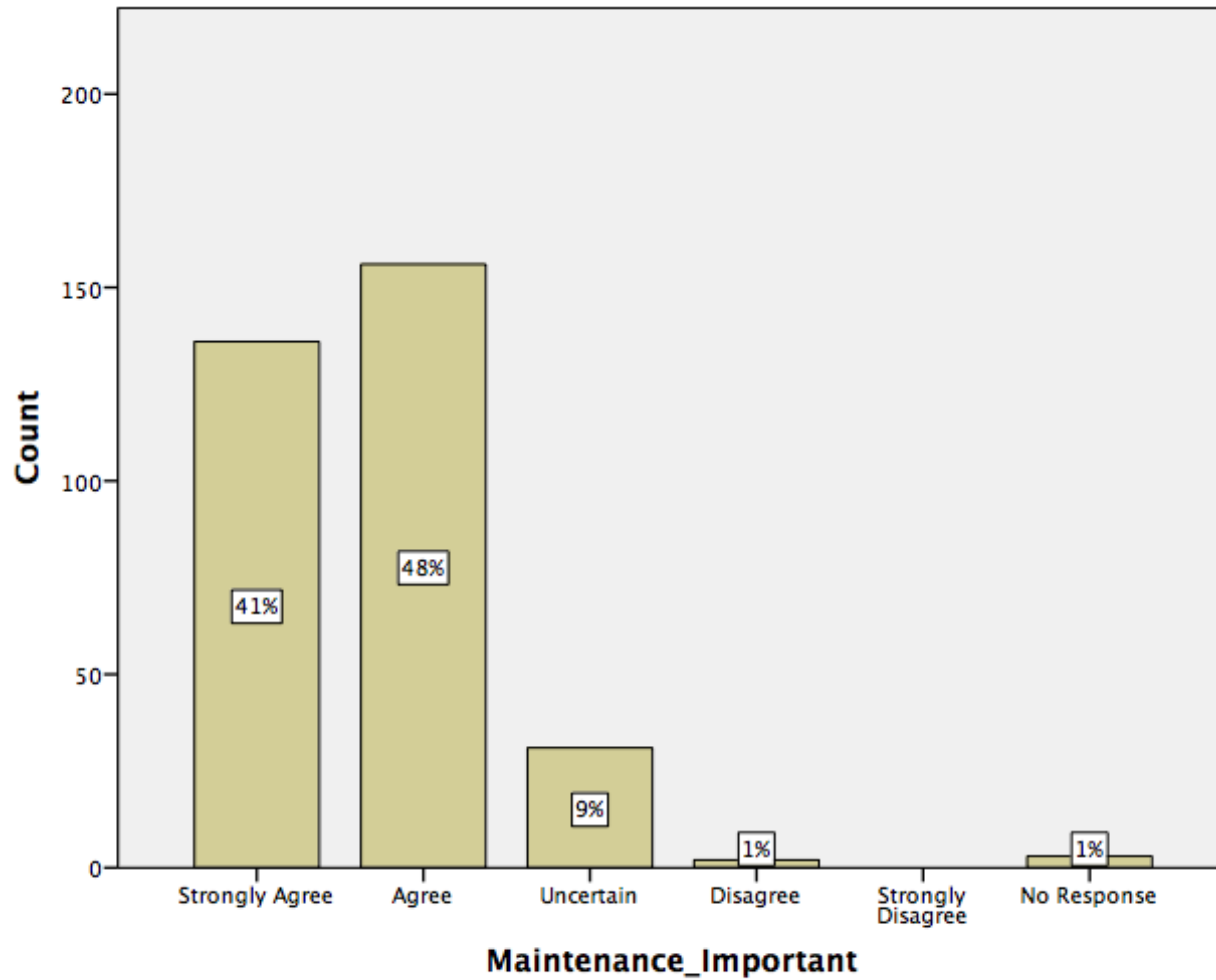
Cyclists

- Cyclists - they cycle too hard. Very few ring their bells when coming ... Parts of the Greenway used by cyclists with little regard for pedestrians ... A clear cycle lane would help with disputes ... Slow cyclists down or give them a dedicated route ... Cyclists - maybe a cycle path?

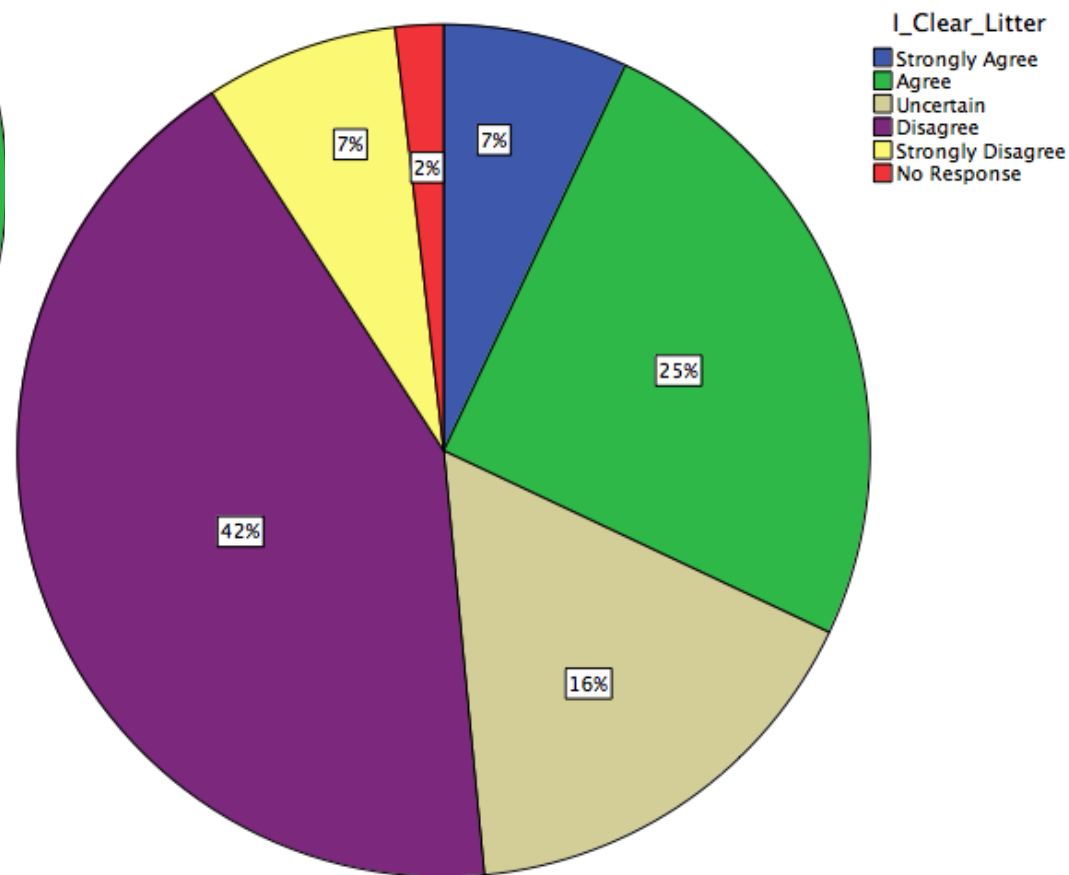
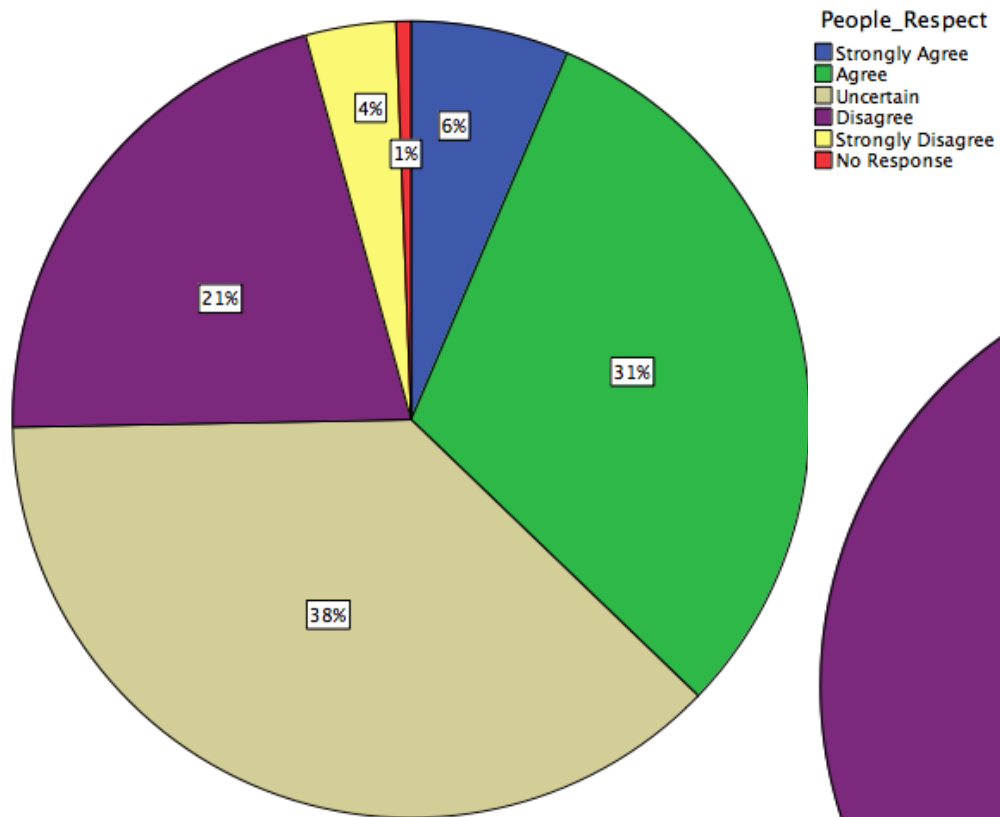
Maintenance & Volunteering 1



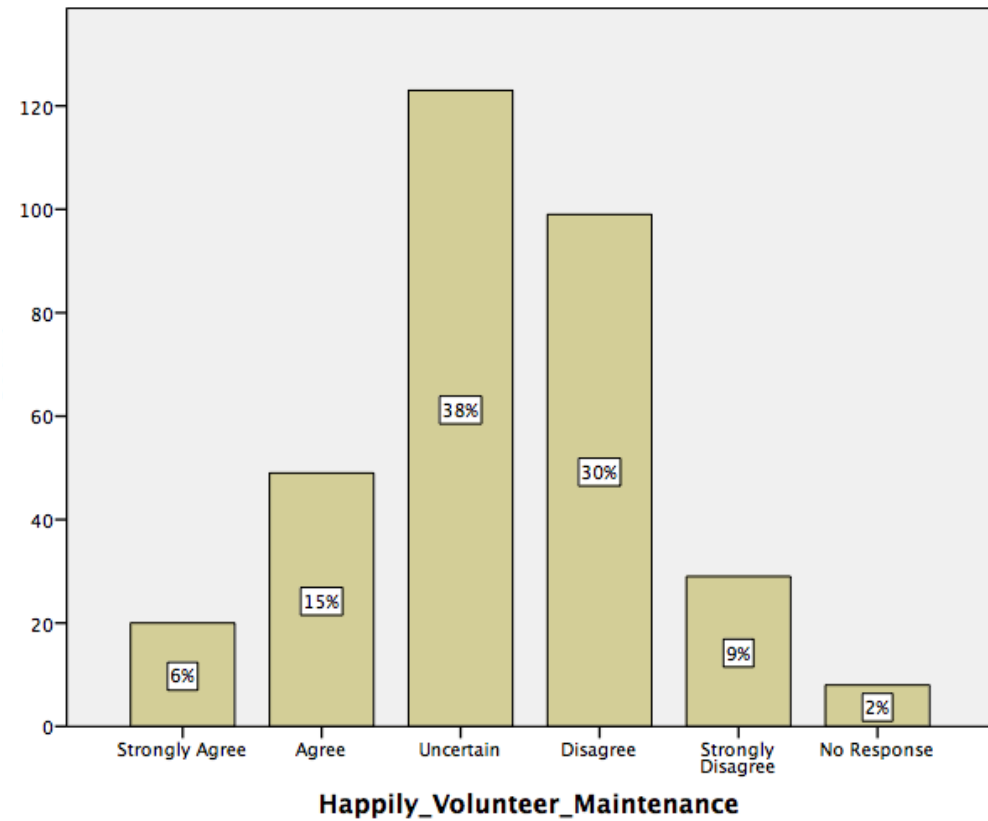
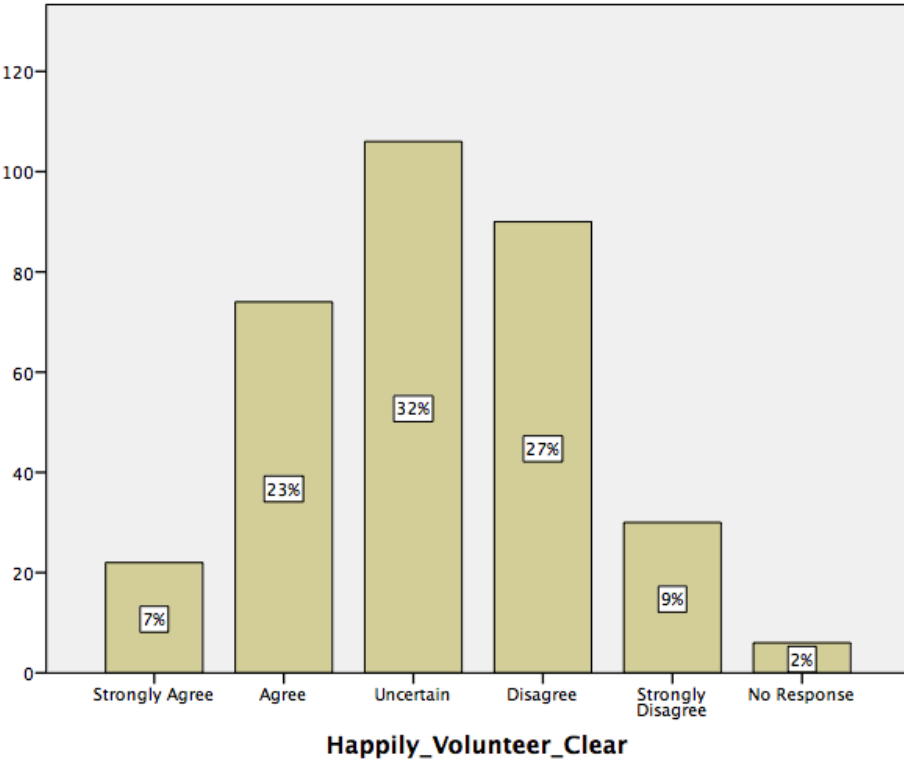
Maintenance & Volunteering 2



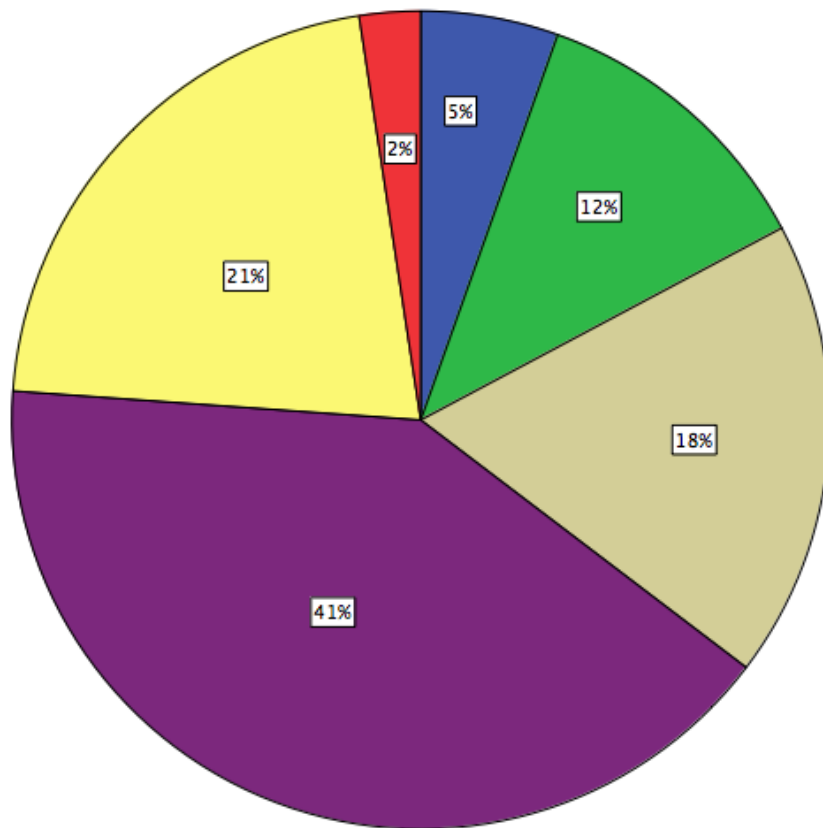
Maintenance & Volunteering 3



Maintenance & Volunteering 4

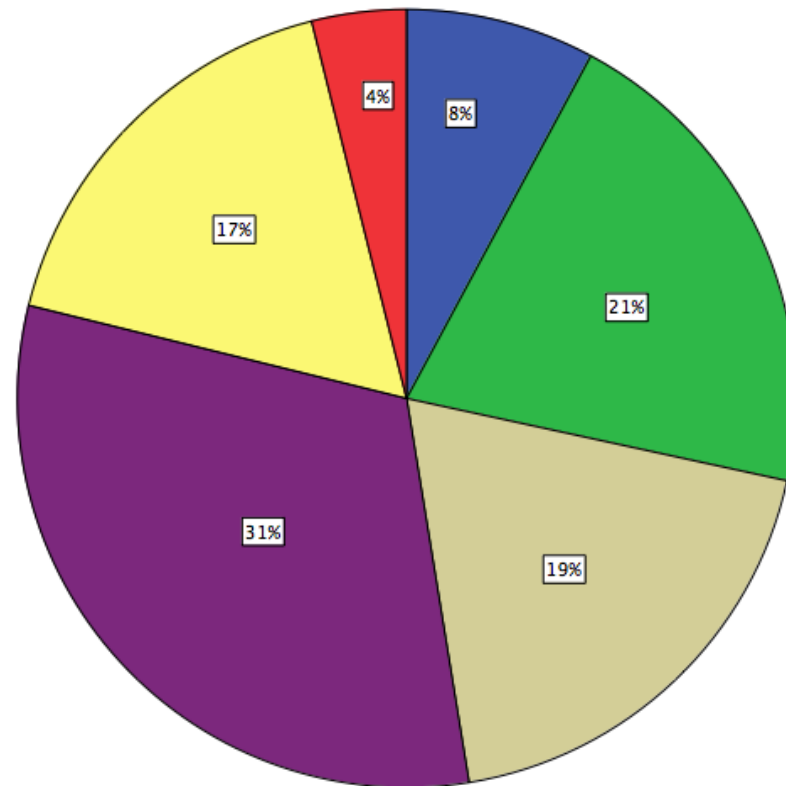


Explanation - Council



Council_Explained

Strongly Agree
Agree
Uncertain
Disagree
Strongly Disagree
No Response



Someone_explained

Strongly Agree
Agree
Uncertain
Disagree
Strongly Disagree
No Response

Conclusion

‘It's a very positive initiative helping to connect and improve the area. I think the project is a huge credit to those who had the vision to undertake something as big as this in Belfast. Thank you.’

‘Reshaping of the river and landscaping has transformed the area - thank you!’

glyn.everett@uwe.ac.uk